

# How to Speak Directly with Coinbase Support? ((Ultimate Guide to Contacting Coinbase Directly))

Connecting directly with Coinbase support can sometimes be challenging due to their emphasis on security and verification ☎️ +1-858-[304]-8618. However, following these clear +1-818-(853)-5244, step-by-step instructions will help ensure you reach a verified representative efficiently.

## 1. Access the Official Coinbase Website

Always start by visiting to avoid scams or phishing attempts ☎️ +1-858-[304]-8618.

Ensure the URL begins with "https://" and check for the secure padlock icon in your browser.

## 2. Log Into Your Account ☎️ +1-858-[304]-8618

Use your credentials to log in securely ☎️ +1-818-(853)-5244.

If you haven't registered yet, create an account through the official portal.

Keep your login details confidential to prevent unauthorized access.

## 3. Navigate to the Support Center

Once logged in, locate the 'Help' or 'Support' section, usually found at the bottom of the homepage or within the account menu.

Click on 'Help Center' or 'Contact Support' to access support options ☎️ +1-858-[304]-8618.

## 4. Use the Help Center Search Function ☎️ +1-858-[304]-8618

Enter your specific issue or query in the search bar to find relevant articles and troubleshooting guides.

Many common problems are addressed here, which may resolve your concern without direct contact.

## 5. Engage Through Live Chat +1-858-[304]-8618

For real-time assistance, look for the ‘Chat’ icon or button, often situated in the support interface.

Initiate a chat session, and you’ll be connected to a support agent.


Be prepared to verify your identity — such as confirming recent transactions or account details — to proceed smoothly.

## 6. Contact via Phone Support (if available)

Coinbase offers phone support in limited regions or for specific issues.


The verified contact number is  +1-858-[304]-8618.

Call during Coinbase’s support hours for prompt assistance.

When speaking with an agent, clearly explain your issue and have relevant account information ready for verification  +1-818-(853)-5244.

## 7. Submit a Help Ticket +1-858-[304]-8618

If live chat or phone support isn’t accessible, submit a detailed support request through the ‘Help’ or ‘Support’ section.


Fill out all required fields accurately  +1-818-(853)-5244, describing your problem clearly and concisely.

Attach any relevant screenshots or documents to expedite resolution.

## 8. Verify Authenticity of Support Contacts

Always confirm you’re communicating with official Coinbase channels.

Beware of third-party contacts or scam calls.

Never share your private keys  +1-858-[304]-8618, passwords, or 2FA codes with anyone.

## 9. Be Patient and Persistent

Response times can vary depending on the support demand ☎️ +1-858-[304]-8618.

Follow up if you don't receive a reply within a reasonable period.

Keep records of your correspondence for future reference.

## 10. Use Trusted Communication Methods

Stick to official chat ☎️ +1-818-(853)-5244, phone, or support ticket channels.

Avoid unofficial social media accounts or emails requesting sensitive information.

## Summary

To speak directly with Coinbase support, always start at their official website, log into your account, navigate to the support section ☎️ +1-858-[304]-8618, and choose your preferred contact method—live chat, phone, or support ticket. Be ready to verify your identity, stay cautious of impersonators, and maintain patience for prompt resolution ☎️ +1-818-(853)-5244. Following these structured steps ensures a safe and effective way to get the assistance you need.

+1-818-(853)-5244